

ACI Racing Weekend Imola, 1-2 Giugno 2024

Italian F4 Championship - Results Qualifying 1

Imola Circuit 4.909 m

1 / 2

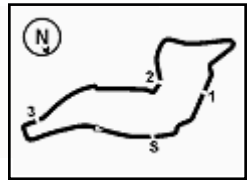
No.	Driver	Nat	Entrant	Team	Car	Class	Time	Gap	Rel.	Laps
1	6 YAMAKOSHI Hiyu	JPN	Van Amersfoort Racing	Van Amersfoort Racing	Tatuus F4-T421		1'45.253			6
2	27 SLATER Freddie	GBR	Prema Racing	Prema Racing	Tatuus F4-T421		1'45.291	0.038	0.038	6
3	31 BOHRA Akshay	USA	US Racing	US Racing	Tatuus F4-T421		1'45.312	0.059	0.021	7
4	50 GOWDA Dion	IND	Prema Racing	Prema Racing	Tatuus F4-T421		1'45.349	0.096	0.037	6
5	33 STOLCERMANIS Tomass	LVA	Prema Racing	Prema Racing	Tatuus F4-T421	R	1'45.444	0.191	0.095	6
6	23 FRANCO Reno	NLD	Jenzer Motorsport	Jenzer Motorsport	Tatuus F4-T421		1'45.451	0.198	0.007	6
7	45 BEETON Jack	AUS	US Racing	US Racing	Tatuus F4-T421		1'45.458	0.205	0.007	7
8	36 JONSSON Gustav	SWE	Van Amersfoort Racing	Van Amersfoort Racing	Tatuus F4-T421		1'45.485	0.232	0.027	6
9	51 NAKAMURA-BERTA Kean	JPN	Prema Racing	Prema Racing	Tatuus F4-T421	R	1'45.488	0.235	0.003	6
10	80 POWELL Alex	USA	Prema Racing	Prema Racing	Tatuus F4-T421	R	1'45.490	0.237	0.002	6
11	14 AL DHAHERI Rashid	UAE	Prema Racing	Prema Racing	Tatuus F4-T421		1'45.574	0.321	0.084	7
12	12 PRADEL Gianmarco	AUS	US Racing	US Racing	Tatuus F4-T421		1'45.671	0.418	0.097	6
13	71 REHM Maxim	DEU	US Racing	US Racing	Tatuus F4-T421	R	1'45.726	0.473	0.055	7
14	7 SAMMALISTO Luka	FIN	R-ACE GP	R-ACE GP	Tatuus F4-T421	R	1'45.738	0.485	0.012	6
15	73 OLIVIERI Emanuele	ITA	AKM Motorsport	AKM Motorsport	Tatuus F4-T421	R	1'45.809	0.556	0.071	7
16	88 HODENIUS Lin	NLD	Van Amersfoort Racing	Van Amersfoort Racing	Tatuus F4-T421		1'45.820	0.567	0.011	6
17	10 FERREIRA Matheus	BRA	US Racing	US Racing	Tatuus F4-T421		1'45.942	0.689	0.122	7
18	19 ANURAG Kabir	SGP	US Racing	US Racing	Tatuus F4-T421	R	1'45.954	0.701	0.012	6
19	22 FREY Enea	CHE	Jenzer Motorsport	Jenzer Motorsport	Tatuus F4-T421	R	1'45.977	0.724	0.023	7
20	21 ISCHER Ethan	CHE	Jenzer Motorsport	Jenzer Motorsport	Tatuus F4-T421		1'45.980	0.727	0.003	7
21	16 LARINI Davide	ITA	PHM AIX Racing	PHM AIX Racing	Tatuus F4-T421		1'46.004	0.751	0.024	7
22	70 MRAD Kamal	AUS	PHM AIX Racing	PHM AIX Racing	Tatuus F4-T421	R	1'46.021	0.768	0.017	7
23	55 RODELLA Alvisè	ITA	Van Amersfoort Racing	Van Amersfoort Racing	Tatuus F4-T421		1'46.062	0.809	0.041	6
24	49 PETROVIC Andrej	SRB	PHM AIX Racing	PHM AIX Racing	Tatuus F4-T421	R	1'46.081	0.828	0.019	7
25	8 KOSTIC Andrija	SRB	Van Amersfoort Racing	Van Amersfoort Racing	Tatuus F4-T421	R	1'46.126	0.873	0.045	6
26	11 VIISOREANU Luca	ROU	Real Racing	Real Racing	Tatuus F4-T421	R	1'46.213	0.960	0.087	6
27	62 ROBINSON Edward	ESP	AS Motorsport	AS Motorsport	Tatuus F4-T421	R	1'46.270	1.017	0.057	6
28	3 POPOV Maksimilian	GRD	PHM AIX Racing	PHM AIX Racing	Tatuus F4-T421	R	1'46.272	1.019	0.002	7
29	24 ZHANG Shimo	CHN	Jenzer Motorsport	Jenzer Motorsport	Tatuus F4-T421	R	1'46.435	1.182	0.163	5
30	77 YEH Enzo	CHN	R-ACE GP	R-ACE GP	Tatuus F4-T421	R	1'46.551	1.298	0.116	5
31	20 RYBA Matus	SVK	Jenzer Motorsport	Jenzer Motorsport	Tatuus F4-T421	R	1'46.700	1.447	0.149	7
32	9 STACK Everett	USA	PHM AIX Racing	PHM AIX Racing	Tatuus F4-T421		1'46.949	1.696	0.249	7
33	34 MACEDO Francisco	PRT	Cram Motorsport	Cram Motorsport	Tatuus F4-T421	R	1'46.973	1.720	0.024	6
34	5 DOBRZANSKI Wiktor	POL	AKM Motorsport	AKM Motorsport	Tatuus F4-T421		1'47.192	1.939	0.219	6
35	18 KOLLER Jan	CZE	BVM Racing	BVM Racing	Tatuus F4-T421	R	1'47.503	2.250	0.311	6
36	52 SAVINKOV Oleksandr	UKR	AKM Motorsport	AKM Motorsport	Tatuus F4-T421	R	1'47.637	2.384	0.134	5
37	29 BERREBY Nathanael	CHE	Maffi Racing	Maffi Racing	Tatuus F4-T421	R	1'49.657	4.404	2.020	6
38	54 HOLGUIN Gabriel	VEN	Maffi Racing	Maffi Racing	Tatuus F4-T421	R	1'54.507	9.254	4.850	1

Qualifying Lap Time (110% of 1'45.285): 1'55.814

Humidity:	37%	Air	26°C
Condition:	DRY	Track	38°C

Stewards : Ronny Guarini Franco Leoni Raffaele Giammaria

 Start End
 01/06/2024 10:52 11:09

ACI Racing Weekend Imola, 1-2 Giugno 2024

Italian F4 Championship - Results Qualifying 1

Imola Circuit 4.909 m

2 / 2

Penalty and Infringement

Fastest Laps Sequence

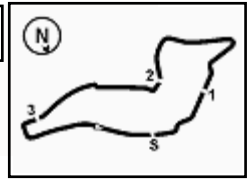
No.	Entrant	Nat	Team	Car	Local Time	Time	Gap	Avg
10	M. FERREIRA	BRA	US Racing	Tatuus F4-T421	10:55'46.584	1'47.379		164,580
31	A. BOHRA	USA	US Racing	Tatuus F4-T421	10:55'47.848	1'47.055	-0.324	165,078
10	M. FERREIRA	BRA	US Racing	Tatuus F4-T421	10:57'32.526	1'45.942	-1.113	166,812
31	A. BOHRA	USA	US Racing	Tatuus F4-T421	10:57'33.421	1'45.573	-0.369	167,395
6	H. YAMAKOSHI	JPN	Van Amersfoort Racing	Tatuus F4-T421	11:06'07.635	1'45.253	-0.320	167,904

Stewards : Ronny Guarini Franco Leoni Raffaele Giammaria

 Start End
 01/06/2024 10:52 11:09

Powered by FICr PERUGIA TIMING





ACI Racing Weekend Imola, 1-2 Giugno 2024

Italian F4 Championship - Best Sectors & Speed Qualifying 1

BEST LAP

1	6 YAMAKOSHI Hiyu	Tatuus F4-T421	1'45.253
2	27 SLATER Freddie	Tatuus F4-T421	1'45.291
3	31 BOHRA Akshay	Tatuus F4-T421	1'45.312
4	50 GOWDA Dion	Tatuus F4-T421	1'45.349
5	33 STOLCERMANIS Tomass	Tatuus F4-T421	1'45.444
6	23 FRANCO Reno	Tatuus F4-T421	1'45.451
7	45 BEETON Jack	Tatuus F4-T421	1'45.458
8	36 JONSSON Gustav	Tatuus F4-T421	1'45.485
9	51 NAKAMURA-BERTA Kean	Tatuus F4-T421	1'45.488
10	80 POWELL Alex	Tatuus F4-T421	1'45.490
11	14 AL DHAHERI Rashid	Tatuus F4-T421	1'45.574
12	12 PRADEL Gianmarco	Tatuus F4-T421	1'45.671
13	71 REHM Maxim	Tatuus F4-T421	1'45.726
14	7 SAMMALISTO Luka	Tatuus F4-T421	1'45.738
15	73 OLIVIERI Emanuele	Tatuus F4-T421	1'45.809
16	88 HODENIUS Lin	Tatuus F4-T421	1'45.820
17	10 FERREIRA Matheus	Tatuus F4-T421	1'45.942
18	19 ANURAG Kabir	Tatuus F4-T421	1'45.954
19	22 FREY Enea	Tatuus F4-T421	1'45.977
20	21 ISCHER Ethan	Tatuus F4-T421	1'45.980
21	16 LARINI Davide	Tatuus F4-T421	1'46.004
22	70 MRAD Kamal	Tatuus F4-T421	1'46.021
23	55 RODELLA Alvise	Tatuus F4-T421	1'46.062
24	49 PETROVIC Andrej	Tatuus F4-T421	1'46.081
25	8 KOSTIC Andrija	Tatuus F4-T421	1'46.126
26	11 VIISOREANU Luca	Tatuus F4-T421	1'46.213
27	62 ROBINSON Edward	Tatuus F4-T421	1'46.270
28	3 POPOV Maksimilian	Tatuus F4-T421	1'46.272
29	24 ZHANG Shimo	Tatuus F4-T421	1'46.435
30	77 YEH Enzo	Tatuus F4-T421	1'46.551
31	20 RYBA Matus	Tatuus F4-T421	1'46.700
32	9 STACK Everett	Tatuus F4-T421	1'46.949
33	34 MACEDO Francisco	Tatuus F4-T421	1'46.973
34	5 DOBRZANSKI Wiktor	Tatuus F4-T421	1'47.192
35	18 KOLLER Jan	Tatuus F4-T421	1'47.503
36	52 SAVINKOV Oleksandr	Tatuus F4-T421	1'47.637
37	29 BERREBY Nathanael	Tatuus F4-T421	1'49.657
38	54 HOLGUIN Gabriel	Tatuus F4-T421	1'54.507

SPEED

1	52 SAVINKOV Oleksandr	Tatuus F4-T421	239,5
2	12 PRADEL Gianmarco	Tatuus F4-T421	237,4
3	33 STOLCERMANIS Tomass	Tatuus F4-T421	236,3
4	73 OLIVIERI Emanuele	Tatuus F4-T421	236,3
5	18 KOLLER Jan	Tatuus F4-T421	235,8
6	19 ANURAG Kabir	Tatuus F4-T421	235,3
7	62 ROBINSON Edward	Tatuus F4-T421	235,3
8	16 LARINI Davide	Tatuus F4-T421	235,3
9	77 YEH Enzo	Tatuus F4-T421	234,8
10	51 NAKAMURA-BERTA Kean	Tatuus F4-T421	234,8
11	80 POWELL Alex	Tatuus F4-T421	234,3
12	31 BOHRA Akshay	Tatuus F4-T421	234,3
13	22 FREY Enea	Tatuus F4-T421	233,8
14	20 RYBA Matus	Tatuus F4-T421	233,8
15	5 DOBRZANSKI Wiktor	Tatuus F4-T421	233,8
16	9 STACK Everett	Tatuus F4-T421	233,3
17	71 REHM Maxim	Tatuus F4-T421	233,3
18	45 BEETON Jack	Tatuus F4-T421	232,8
19	6 YAMAKOSHI Hiyu	Tatuus F4-T421	232,8
20	27 SLATER Freddie	Tatuus F4-T421	232,8
21	11 VIISOREANU Luca	Tatuus F4-T421	232,3
22	21 ISCHER Ethan	Tatuus F4-T421	232,3
23	3 POPOV Maksimilian	Tatuus F4-T421	231,8
24	34 MACEDO Francisco	Tatuus F4-T421	231,8
25	23 FRANCO Reno	Tatuus F4-T421	231,8
26	50 GOWDA Dion	Tatuus F4-T421	231,3
27	14 AL DHAHERI Rashid	Tatuus F4-T421	230,8
28	8 KOSTIC Andrija	Tatuus F4-T421	230,8
29	55 RODELLA Alvise	Tatuus F4-T421	230,8
30	10 FERREIRA Matheus	Tatuus F4-T421	230,8
31	88 HODENIUS Lin	Tatuus F4-T421	230,8
32	24 ZHANG Shimo	Tatuus F4-T421	229,8
33	7 SAMMALISTO Luka	Tatuus F4-T421	229,8
34	70 MRAD Kamal	Tatuus F4-T421	229,3
35	49 PETROVIC Andrej	Tatuus F4-T421	228,8
36	36 JONSSON Gustav	Tatuus F4-T421	228,8
37	29 BERREBY Nathanael	Tatuus F4-T421	228,3
38	54 HOLGUIN Gabriel	Tatuus F4-T421	226,4

SEG. 1

1	45 BEETON Jack	22.562
2	23 FRANCO Reno	22.579
3	51 NAKAMURA-BERTA Ke	22.601
4	6 YAMAKOSHI Hiyu	22.608
5	31 BOHRA Akshay	22.614
6	12 PRADEL Gianmarco	22.619
7	50 GOWDA Dion	22.628
8	33 STOLCERMANIS Tomas	22.649
9	14 AL DHAHERI Rashid	22.651
10	55 RODELLA Alvise	22.668
11	19 ANURAG Kabir	22.680
12	49 PETROVIC Andrej	22.685
13	73 OLIVIERI Emanuele	22.685
14	71 REHM Maxim	22.693
15	80 POWELL Alex	22.694
16	27 SLATER Freddie	22.702
17	22 FREY Enea	22.711
18	88 HODENIUS Lin	22.722
19	16 LARINI Davide	22.743
20	21 ISCHER Ethan	22.774
21	8 KOSTIC Andrija	22.781
22	36 JONSSON Gustav	22.784
23	70 MRAD Kamal	22.798
24	11 VIISOREANU Luca	22.808
25	77 YEH Enzo	22.826
26	62 ROBINSON Edward	22.831
27	7 SAMMALISTO Luka	22.833
28	10 FERREIRA Matheus	22.843
29	52 SAVINKOV Oleksandr	22.863
30	3 POPOV Maksimilian	22.870
31	34 MACEDO Francisco	22.882
32	20 RYBA Matus	22.893
33	24 ZHANG Shimo	22.907
34	9 STACK Everett	22.917
35	18 KOLLER Jan	22.940
36	5 DOBRZANSKI Wiktor	22.967
37	29 BERREBY Nathanael	23.425
38	54 HOLGUIN Gabriel	23.827

SEG. 2

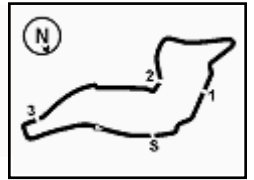
1	31 BOHRA Akshay	33.771
2	6 YAMAKOSHI Hiyu	33.799
3	36 JONSSON Gustav	33.823
4	27 SLATER Freddie	33.841
5	45 BEETON Jack	33.847
6	51 NAKAMURA-BERTA Ke	33.848
7	23 FRANCO Reno	33.859
8	7 SAMMALISTO Luka	33.871
9	50 GOWDA Dion	33.882
10	80 POWELL Alex	33.917
11	88 HODENIUS Lin	33.918
12	14 AL DHAHERI Rashid	33.963
13	71 REHM Maxim	33.969
14	33 STOLCERMANIS Tomas	33.969
15	10 FERREIRA Matheus	33.996
16	73 OLIVIERI Emanuele	34.018
17	12 PRADEL Gianmarco	34.019
18	22 FREY Enea	34.044
19	21 ISCHER Ethan	34.051
20	55 RODELLA Alvise	34.080
21	8 KOSTIC Andrija	34.101
22	49 PETROVIC Andrej	34.121
23	11 VIISOREANU Luca	34.130
24	19 ANURAG Kabir	34.136
25	3 POPOV Maksimilian	34.154
26	16 LARINI Davide	34.159
27	24 ZHANG Shimo	34.182
28	70 MRAD Kamal	34.185
29	77 YEH Enzo	34.227
30	62 ROBINSON Edward	34.231
31	20 RYBA Matus	34.252
32	9 STACK Everett	34.297
33	52 SAVINKOV Oleksandr	34.549
34	34 MACEDO Francisco	34.571
35	5 DOBRZANSKI Wiktor	34.592
36	18 KOLLER Jan	34.659
37	29 BERREBY Nathanael	35.728
38	54 HOLGUIN Gabriel	35.961

SEG. 3

1	6 YAMAKOSHI Hiyu	29.717
2	16 LARINI Davide	29.824
3	36 JONSSON Gustav	29.828
4	50 GOWDA Dion	29.849
5	27 SLATER Freddie	29.850
6	55 RODELLA Alvise	29.867
7	31 BOHRA Akshay	29.891
8	33 STOLCERMANIS Tomas	29.905
9	45 BEETON Jack	29.908
10	10 FERREIRA Matheus	29.933
11	71 REHM Maxim	29.959
12	23 FRANCO Reno	29.962
13	21 ISCHER Ethan	29.994
14	80 POWELL Alex	29.996
15	14 AL DHAHERI Rashid	30.001
16	3 POPOV Maksimilian	30.010
17	70 MRAD Kamal	30.016
18	7 SAMMALISTO Luka	30.021
19	73 OLIVIERI Emanuele	30.031
20	12 PRADEL Gianmarco	30.036
21	51 NAKAMURA-BERTA Ke	30.047
22	19 ANURAG Kabir	30.083
23	22 FREY Enea	30.089
24	11 VIISOREANU Luca	30.121
25	8 KOSTIC Andrija	30.141
26	49 PETROVIC Andrej	30.173
27	62 ROBINSON Edward	30.189
28	88 HODENIUS Lin	30.211
29	24 ZHANG Shimo	30.257
30	20 RYBA Matus	30.288
31	34 MACEDO Francisco	30.339
32	52 SAVINKOV Oleksandr	30.341
33	77 YEH Enzo	30.347
34	9 STACK Everett	30.528
35	5 DOBRZANSKI Wiktor	30.565
36	18 KOLLER Jan	30.656
37	29 BERREBY Nathanael	30.819
38	54 HOLGUIN Gabriel	32.952

SEG. 4

1	6 YAMAKOSHI Hiyu	18.807
2	23 FRANCO Reno	18.847
3	31 BOHRA Akshay	18.861
4	80 POWELL Alex	18.883
5	51 NAKAMURA-BERTA Ke	18.890
6	27 SLATER Freddie	18.898
7	19 ANURAG Kabir	18.908
8	55 RODELLA Alvise	18.912
9	10 FERREIRA Matheus	18.913
10	12 PRADEL Gianmarco	18.914
11	36 JONSSON Gustav	18.918
12	14 AL DHAHERI Rashid	18.919
13	33 STOLCERMANIS Tomas	18.921
14	45 BEETON Jack	18.927
15	88 HODENIUS Lin	18.938
16	21 ISCHER Ethan	18.941
17	11 VIISOREANU Luca	18.950
18	16 LARINI Davide	18.951
19	50 GOWDA Dion	18.956
20	73 OLIVIERI Emanuele	18.957
21	8 KOSTIC Andrija	18.962
22	71 REHM Maxim	18.977
23	7 SAMMALISTO Luka	18.984
24	22 FREY Enea	18.991
25	62 ROBINSON Edward	19.019
26	49 PETROVIC Andrej	19.021
27	70 MRAD Kamal	19.022
28	24 ZHANG Shimo	19.023
29	77 YEH Enzo	19.033
30	5 DOBRZANSKI Wiktor	19.046
31	34 MACEDO Francisco	19.053
32	20 RYBA Matus	19.054
33	3 POPOV Maksimilian	19.072
34	18 KOLLER Jan	19.142
35	52 SAVINKOV Oleksandr	19.144
36	9 STACK Everett	19.151
37	29 BERREBY Nathanael	19.568
38	54 HOLGUIN Gabriel	20.061



ACI Racing Weekend Imola, 1-2 Giugno 2024

Italian F4 Championship - Ideal Time Qualifying 1

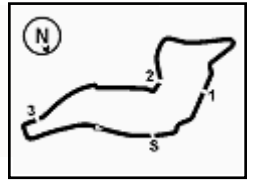
 Imola Circuit 4.909 m
1 / 2

No. Driver	Car	Seg. 1 Diff. 1	Seg. 2 Diff. 2	Seg. 3 Diff. 3	Seg. 4 Diff. 4	Ideal Time		
						Best Lap	Pos.	Diff.
1 6 YAMAKOSHI H. (JPN)	Tatuus F4-T421	22.608 +0.067	33.799	29.717 +0.255	18.807	1'44.931 1'45.253	1	0.322
2 31 BOHRA A. (USA)	Tatuus F4-T421	22.614 +0.106	33.771	29.891 +0.019	18.861 +0.050	1'45.137 1'45.312	3	0.175
3 45 BEETON J. (AUS)	Tatuus F4-T421	22.562 +0.086	33.847 +0.017	29.908 +0.100	18.927 +0.011	1'45.244 1'45.458	7	0.214
4 23 FRANCO R. (NLD)	Tatuus F4-T421	22.579 +0.135	33.859	29.962	18.847 +0.069	1'45.247 1'45.451	6	0.204
5 27 SLATER F. (GBR)	Tatuus F4-T421	22.702	33.841	29.850	18.898	1'45.291 1'45.291	2	
6 50 GOWDA D. (IND)	Tatuus F4-T421	22.628	33.882	29.849	18.956 +0.034	1'45.315 1'45.349	4	0.034
7 36 JONSSON G. (SWE)	Tatuus F4-T421	22.784	33.823 +0.132	29.828	18.918	1'45.353 1'45.485	8	0.132
8 51 NAKAMURA-BERTA K.	Tatuus F4-T421	22.601	33.848 +0.026	30.047 +0.056	18.890 +0.020	1'45.386 1'45.488	9	0.102
9 33 STOLCERMANIS T. (LVA)	Tatuus F4-T421	22.649	33.969	29.905	18.921	1'45.444 1'45.444	5	
10 80 POWELL A. (USA)	Tatuus F4-T421	22.694	33.917	29.996	18.883	1'45.490 1'45.490	10	
11 55 RODELLA A. (ITA)	Tatuus F4-T421	22.668 +0.170	34.080 +0.192	29.867 +0.119	18.912 +0.054	1'45.527 1'46.062	23	0.535
12 14 AL DHAHERI R. (UAE)	Tatuus F4-T421	22.651 +0.033	33.963	30.001	18.919 +0.007	1'45.534 1'45.574	11	0.040
13 12 PRADEL G. (AUS)	Tatuus F4-T421	22.619	34.019 +0.083	30.036	18.914	1'45.588 1'45.671	12	0.083
14 71 REHM M. (DEU)	Tatuus F4-T421	22.693	33.969 +0.051	29.959 +0.077	18.977	1'45.598 1'45.726	13	0.128
15 16 LARINI D. (ITA)	Tatuus F4-T421	22.743 +0.327	34.159	29.824	18.951	1'45.677 1'46.004	21	0.327
16 10 FERREIRA M. (BRA)	Tatuus F4-T421	22.843 +0.064	33.996	29.933 +0.173	18.913 +0.020	1'45.685 1'45.942	17	0.257
17 73 OLIVIERI E. (ITA)	Tatuus F4-T421	22.685 +0.059	34.018 +0.059	30.031	18.957	1'45.691 1'45.809	15	0.118
18 7 SAMMALISTO L. (FIN)	Tatuus F4-T421	22.833	33.871	30.021	18.984 +0.029	1'45.709 1'45.738	14	0.029
19 21 ISCHER E. (CHE)	Tatuus F4-T421	22.774 +0.026	34.051	29.994 +0.118	18.941 +0.076	1'45.760 1'45.980	20	0.220
20 88 HODENIUS L. (NLD)	Tatuus F4-T421	22.722	33.918	30.211	18.938 +0.031	1'45.789 1'45.820	16	0.031
21 19 ANURAG K. (SGP)	Tatuus F4-T421	22.680 +0.088	34.136 +0.003	30.083	18.908 +0.056	1'45.807 1'45.954	18	0.147
22 22 FREY E. (CHE)	Tatuus F4-T421	22.711	34.044 +0.107	30.089 +0.029	18.991 +0.006	1'45.835 1'45.977	19	0.142
23 8 KOSTIC A. (SRB)	Tatuus F4-T421	22.781 +0.141	34.101	30.141	18.962	1'45.985 1'46.126	25	0.141
24 49 PETROVIC A. (SRB)	Tatuus F4-T421	22.685 +0.081	34.121	30.173	19.021	1'46.000 1'46.081	24	0.081
25 11 VIISOREANU L. (ROU)	Tatuus F4-T421	22.808 +0.015	34.130	30.121	18.950 +0.189	1'46.009 1'46.213	26	0.204
26 70 MRAD K. (AUS)	Tatuus F4-T421	22.798	34.185	30.016	19.022	1'46.021 1'46.021	22	
27 3 POPOV M. (GRD)	Tatuus F4-T421	22.870 +0.076	34.154 +0.090	30.010	19.072	1'46.106 1'46.272	28	0.166
28 62 ROBINSON E. (ESP)	Tatuus F4-T421	22.831	34.231	30.189	19.019	1'46.270 1'46.270	27	
29 24 ZHANG S. (CHN)	Tatuus F4-T421	22.907 +0.019	34.182 +0.036	30.257	19.023 +0.011	1'46.369 1'46.435	29	0.066
30 77 YE E. (CHN)	Tatuus F4-T421	22.826 +0.096	34.227 +0.022	30.347	19.033	1'46.433 1'46.551	30	0.118
31 20 RYBA M. (SVK)	Tatuus F4-T421	22.893 +0.213	34.252	30.288	19.054	1'46.487 1'46.700	31	0.213
32 34 MACEDO F. (PRT)	Tatuus F4-T421	22.882	34.571	30.339 +0.050	19.053 +0.078	1'46.845 1'46.973	33	0.128
33 9 STACK E. (USA)	Tatuus F4-T421	22.917 +0.040	34.297	30.528	19.151 +0.016	1'46.893 1'46.949	32	0.056

01/06/2024

Powered by FICr PERUGIA TIMING





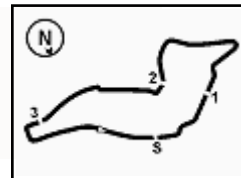
ACI Racing Weekend Imola, 1-2 Giugno 2024

Italian F4 Championship - Ideal Time Qualifying 1

 Imola Circuit 4.909 m
2 / 2

No. Driver	Car	Seg. 1	Seg. 2	Seg. 3	Seg. 4	Ideal Time			
		Diff. 1	Diff. 2	Diff. 3	Diff. 4	Best Lap	Pos.	Diff.	
34	52 SAVINKOV O. (UKR)	Tatuus F4-T421	22.863 +0.125	34.549	30.341	19.144 +0.615	1'46.897 1'47.637	36	0.740
35	5 DOBRZANSKI W. (POL)	Tatuus F4-T421	22.967 +0.022	34.592	30.565	19.046	1'47.170 1'47.192	34	0.022
36	18 KOLLER J. (CZE)	Tatuus F4-T421	22.940	34.659 +0.070	30.656	19.142 +0.036	1'47.397 1'47.503	35	0.106
37	29 BERREBY N. (CHE)	Tatuus F4-T421	23.425	35.728 +0.117	30.819	19.568	1'49.540 1'49.657	37	0.117
38	54 HOLGUIN G. (VEN)	Tatuus F4-T421	23.827	35.961	32.952 +0.422	20.061 +1.284	1'52.801 1'54.507	38	1.706
Overall Ideal Time			22.562	33.771	29.717	18.807	1'44.857		





ACI Racing Weekend Imola, 1-2 Giugno 2024

Italian F4 Championship - Chronological Analysis Qualifying 1

3 M. POPOV (1'46.272)

Lap	Seg.1	Seg.2	Seg.3	Seg.4	Lap Time	km/h	Local Time
1							
2	41.831	36.903	32.062	19.715	2'10.511P	162,2	10:54'40.911
3	23.891	34.991	38.714	21.515	1'59.111	213,4	10:56'40.022
4	22.870	34.154	36.804	46.107	2'19.935	231,8	10:58'59.957
5	59.536	38.586	30.172	19.154	2'27.448	71,0	11:01'27.405
6	23.018	1'00.405	42.855	19.536	2'25.814	228,8	11:03'53.219
7	22.962	34.157	30.347	19.180	1'46.646	228,3	11:05'39.865
8	22.946	34.244	30.010	19.072	1'46.272	229,8	11:07'26.137

5 W. DOBRZANSKI (1'47.192)

Lap	Seg.1	Seg.2	Seg.3	Seg.4	Lap Time	km/h	Local Time
1							
2	1'06.841	37.754	32.404	19.936	2'36.935P	165,1	10:54'38.201
3	23.649	35.150	34.958	22.167	1'55.924	216,9	10:56'34.125
4	23.075	35.276	30.722	40.156	2'09.229	230,8	10:58'43.354
5	1'00.096	46.938	31.213	19.301	2'37.548	72,7	11:01'20.902
6	23.042	47.914	56.317	19.595	2'26.868	232,8	11:03'47.770
7	22.989	34.592	30.565	19.046	1'47.192	233,3	11:05'34.962
8	22.967	34.794	30.967			233,8	

6 H. YAMAKOSHI (1'45.253)

Lap	Seg.1	Seg.2	Seg.3	Seg.4	Lap Time	km/h	Local Time
1		38.291	32.819	19.971		154,3	
2	23.865	35.241	30.598	19.036	1'48.740	218,6	10:57'08.459
3	22.913	39.556	1'03.267	39.718	2'45.454	228,8	10:59'53.913
4	32.062	36.751	31.696	19.031	1'59.540	180,0	11:01'53.453
5	39.713	57.225	31.442	20.549	2'28.929	226,9	11:04'22.382
6	22.675	33.799	29.972	18.807	1'45.253	228,8	11:06'07.635
7	22.608	34.101	29.717	18.928	1'45.354	232,8	11:07'52.989

7 L. SAMMALISTO (1'45.738)

Lap	Seg.1	Seg.2	Seg.3	Seg.4	Lap Time	km/h	Local Time
1		37.083	32.485	19.769		166,2	
2	23.702	34.903	33.470	24.422	1'56.497	216,0	10:56'31.632
3	23.643	34.783	31.046	40.135	2'09.607	229,3	10:58'41.239
4	1'00.842	45.732	32.257	19.357	2'38.188	67,7	11:01'19.427
5	23.116	48.723	57.124	59.103	3'08.066P	228,8	11:04'27.493
6	37.751	34.111	30.240	18.984	2'01.086P	170,3	11:06'28.579
7	22.833	33.871	30.021	19.013	1'45.738	229,8	11:08'14.317

8 A. KOSTIC (1'46.126)

Lap	Seg.1	Seg.2	Seg.3	Seg.4	Lap Time	km/h	Local Time
1		39.614	33.280	19.780		166,2	
2	23.944	35.245	31.431	20.331	1'50.951	220,4	10:57'20.221
3	22.919	51.167	1'04.251	35.368	2'53.705	230,3	11:00'13.926
4	24.264	34.882	33.874	19.797	1'52.817	208,9	11:02'06.743
5	54.157	44.377	30.681	19.153	2'28.368	91,2	11:04'35.111
6	22.922	34.101	30.141	18.962	1'46.126	229,3	11:06'21.237
7	22.781	34.346	30.720	19.140	1'46.987	230,8	11:08'08.224

9 E. STACK (1'46.949)

Lap	Seg.1	Seg.2	Seg.3	Seg.4	Lap Time	km/h	Local Time
1							
2	1'04.262	37.102	32.501	21.090	2'34.955P	165,6	10:54'39.920
3	23.918	35.387	40.948	22.202	2'02.455	224,1	10:56'42.375
4	23.157	35.362	41.964	39.788	2'20.271	230,8	10:59'02.646
5	1'00.038	37.434	30.759	19.330	2'27.561	78,2	11:01'30.207
6	22.951	1'02.766	42.967	19.176	2'27.860	233,3	11:03'58.067
7	22.957	34.297	30.528	19.167	1'46.949	232,3	11:05'45.016
8	22.917	34.297	30.794	19.151	1'47.159	233,3	11:07'32.175

10 M. FERREIRA (1'45.942)

Lap	Seg.1	Seg.2	Seg.3	Seg.4	Lap Time	km/h	Local Time
1							
2	23.350	34.475	30.550	19.004	1'47.379	220,4	10:55'46.584
3	22.907	33.996	30.106	18.933	1'45.942	229,8	10:57'32.526
4	22.843	1'03.031	1'08.333	19.227	2'53.434	230,8	11:00'25.960
5	22.933	34.263	30.104	34.777	2'02.077	227,8	11:02'28.037
6	54.616	34.745	30.031	18.999	2'18.391	72,3	11:04'46.428
7	22.844	34.036	29.933	21.086	1'47.899	228,8	11:06'34.327
8	22.973	34.186	30.035	18.913	1'46.107	230,8	11:08'20.434

11 L. VIISOREANU (1'46.213)

Lap	Seg.1	Seg.2	Seg.3	Seg.4	Lap Time	km/h	Local Time
1		37.398	31.603	19.681		161,0	
2	23.661	34.357	30.721	19.751	1'48.490	222,2	10:55'57.918
3	23.174	34.351	30.422	18.964	1'46.911	224,5	10:57'44.829
4	27.166	1'21.271	49.407	19.190	2'57.034	232,3	11:00'41.863
5	23.173	34.263	40.504	41.280	2'19.220	228,3	11:03'01.083
6	37.450	34.547	30.163	18.950	2'01.110	145,0	11:05'02.193
7	22.823	34.130	30.121	19.139	1'46.213	229,3	11:06'48.406
8	22.808	34.914	31.080			228,8	

12 G. PRADEL (1'45.671)

Lap	Seg.1	Seg.2	Seg.3	Seg.4	Lap Time	km/h	Local Time
1		35.613	31.964	19.459		168,0	
2	23.306	34.582	31.035	19.098	1'48.021	223,1	10:55'50.288
3	22.743	34.291	30.251	18.999	1'46.284	232,8	10:57'36.572
4	22.765	1'05.725	1'04.408	19.149	2'52.047	229,8	11:00'28.619
5	22.823	34.019	30.149	35.604	2'02.595	230,8	11:02'31.214
6	53.344	34.805	30.269	19.106	2'17.524	73,8	11:04'48.738
7	22.619	34.102	30.036	18.914	1'45.671	237,4	11:06'34.409
8	23.032	35.321	30.590			216,0	

14 R. AL DHAHERI (1'45.574)

Lap	Seg.1	Seg.2	Seg.3	Seg.4	Lap Time	km/h	Local Time
1		37.246	32.013	19.669		164,6	
2	23.601	35.078	31.021	20.447	1'50.147	227,4	10:56'08.537
3	22.976	34.114	30.191	18.919	1'46.200	230,3	10:57'54.737
4	38.591	1'11.476	41.929	19.972	2'51.968	204,9	11:00'46.705
5	22.962	34.071	47.597	41.168	2'25.798	230,3	11:03'12.503
6	29.879	34.723	30.051	19.043	1'53.696	193,2	11:05'06.199
7	22.684	33.963	30.001	18.926	1'45.574	230,8	11:06'51.773
8	22.651	34.200	30.010	18.949	1'45.810	230,8	11:08'37.583

16 D. LARINI (1'46.004)

Lap	Seg.1	Seg.2	Seg.3	Seg.4	Lap Time	km/h	Local Time
1							
2	54.534	36.510	31.375	19.657	2'22.076P	164,9	10:54'36.583
3	23.456	34.759	34.404	21.616	1'54.235	226,4	10:56'30.818
4	22.908	34.176	30.068	37.355	2'04.507	232,8	10:58'35.325
5	59.731	50.144	30.801	19.044	2'39.720	73,8	11:01'15.045
6	23.026	45.375	1'02.517	20.450	2'31.368	230,3	11:03'46.413
7	23.070	34.159	29.824	18.951	1'46.004	232,3	11:05'32.417
8	22.743	34.722	30.148	18.993	1'46.606	235,3	11:07'19.023

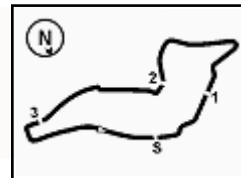
18 J. KOLLER (1'47.503)

Lap	Seg.1	Seg.2	Seg.3	Seg.4	Lap Time	km/h	Local Time
1		37.443	34.243	19.884		152,5	
2	23.561	36.046	31.462	19.289	1'50.358	225,5	10:56'10.735
3	22.940	34.729	30.656	19.178	1'47.503	235,8	10:57'58.238
4	57.626	1'03.049	35.032	19.337	2'55.044	87,7	11:00'53.282

01/06/2024

P = Pits In/Out - C = Lap Time Cancelled





ACI Racing Weekend Imola, 1-2 Giugno 2024

Italian F4 Championship - Chronological Analysis Qualifying 1

Imola Circuit 4.909 m

2 / 4

5	23.523	35.270	52.326	37.204	2'28.323	230,3	11:03'21.605	2	23.320	35.957	30.907	21.561	1'51.745	226,9	10:55'57.697
6	24.769	34.989	35.938	20.453	1'56.149	214,3	11:05'17.754	3	22.907	34.182	30.368	19.023	1'46.480	229,8	10:57'44.177
7	23.118	34.659	30.666	19.142	1'47.585	229,8	11:07'05.339	4	25.460	1'19.308	51.713	19.143	2'55.624	228,8	11:00'39.801

19 K. ANURAG (1'45.954)							
Lap	Seg.1	Seg.2	Seg.3	Seg.4	Lap Time	km/h	Local Time
1		36.322	31.566	19.396		167,7	
2	23.102	35.043	31.727	21.508	1'51.380	232,3	10:55'56.348
3	22.827	34.279	30.343	18.952	1'46.401	233,8	10:57'42.749
4	25.224	1'15.985	53.329	19.098	2'53.636	231,8	11:00'36.385
5	22.859	34.290	38.629	40.517	2'16.295	232,3	11:02'52.680
6	41.699	34.136	30.169	18.908	2'04.912	75,1	11:04'57.592
7	22.768	34.139	30.083	18.964	1'45.954	235,3	11:06'43.546
8	22.680	1'01.135	49.148			232,8	

27 F. SLATER (1'45.291)							
Lap	Seg.1	Seg.2	Seg.3	Seg.4	Lap Time	km/h	Local Time
1		37.835	32.800	20.096		155,4	
2	23.732	35.434	31.463	19.644	1'50.273	224,1	10:56'15.455
3	22.869	34.211	30.108	19.007	1'46.195	232,8	10:58'01.650
4	56.018	1'07.648	32.317	19.047	2'55.030	78,5	11:00'56.680
5	23.118	34.096	58.332	33.191	2'28.737	230,3	11:03'25.417
6	23.632	34.062	32.636	19.138	1'49.468	222,7	11:05'14.885
7	22.702	33.841	29.850	18.898	1'45.291	232,3	11:07'00.176

20 M. RYBA (1'46.700)							
Lap	Seg.1	Seg.2	Seg.3	Seg.4	Lap Time	km/h	Local Time
1		38.269	32.525	19.437		166,9	
2	23.698	35.320	35.456	19.276	1'53.750	224,1	10:56'07.031
3	23.106	34.252	30.288	19.054	1'46.700	232,3	10:57'53.731
4	36.990	1'10.681	45.438	21.262	2'54.371	230,3	11:00'48.102
5	22.995	34.275	49.868	39.535	2'26.673	232,8	11:03'14.775
6	27.380	37.470	30.597	19.080	1'54.527	198,9	11:05'09.302
7	23.027	34.291	32.461	19.180	1'48.959	233,8	11:06'58.261
8	22.893	34.364	30.423	19.084	1'46.764	231,8	11:08'45.025

29 N. BERREBY (1'49.657)							
Lap	Seg.1	Seg.2	Seg.3	Seg.4	Lap Time	km/h	Local Time
1		37.972	32.665	20.390		163,4	
2	24.050	41.511	45.032	27.411	2'18.004	226,9	10:56'35.721
3	26.956	40.032	51.918	41.032	2'39.938	227,4	10:59'15.659
4	57.401	36.601	31.601	19.875	2'25.478	46,5	11:01'41.137
5	23.824	1'19.101	32.042	19.951	2'34.918	226,9	11:04'16.055
6	23.867	35.728	30.933	19.664	1'50.192	227,4	11:06'06.247
7	23.425	35.845	30.819	19.568	1'49.657	228,3	11:07'55.904

21 E. ISCHER (1'45.980)							
Lap	Seg.1	Seg.2	Seg.3	Seg.4	Lap Time	km/h	Local Time
1		36.048	35.231	19.410		163,1	
2	23.454	34.690	31.170	19.331	1'48.645	225,5	10:55'52.453
3	22.892	34.154	29.994	19.077	1'46.117	231,8	10:57'38.570
4	22.792	1'12.376	57.764	19.203	2'52.135	231,3	11:00'30.705
5	22.864	34.213	30.192	40.198	2'07.467	230,8	11:02'38.172
6	50.163	34.691	31.003	18.941	2'14.798	71,5	11:04'52.970
7	22.800	34.051	30.112	19.017	1'45.980	232,3	11:06'38.950
8	22.774	34.231	30.119	19.049	1'46.173	231,3	11:08'25.123

31 A. BOHRA (1'45.312)							
Lap	Seg.1	Seg.2	Seg.3	Seg.4	Lap Time	km/h	Local Time
1		36.501	31.629	19.412		162,2	
2	23.324	34.450	30.252	19.029	1'47.055	226,9	10:55'47.848
3	22.781	33.974	29.957	18.861	1'45.573	231,3	10:57'33.421
4	22.614	1'03.004	1'08.579	19.180	2'53.377	234,3	11:00'26.798
5	22.769	34.001	29.932	35.607	2'02.309	230,3	11:02'29.107
6	53.950	34.897	30.195	18.960	2'18.002	71,9	11:04'47.109
7	22.745	33.932	29.891	19.197	1'45.765	232,8	11:06'32.874
8	22.720	33.771	29.910	18.911	1'45.312	231,8	11:08'18.186

22 E. FREY (1'45.977)							
Lap	Seg.1	Seg.2	Seg.3	Seg.4	Lap Time	km/h	Local Time
1		38.991	34.104	19.707		163,9	
2	23.645	36.412	33.606	20.754	1'54.417	225,5	10:56'09.271
3	23.229	34.177	30.089	19.031	1'46.526	229,3	10:57'55.797
4	39.767	1'11.006	40.755	19.970	2'51.498	171,4	11:00'47.295
5	22.923	34.044	49.036	40.104	2'26.107	232,8	11:03'13.402
6	29.485	34.990	30.238	18.991	1'53.704	194,6	11:05'07.106
7	22.711	34.151	30.118	18.997	1'45.977	233,8	11:06'53.083
8	22.886	38.086	34.086	19.671	1'54.729	232,3	11:08'47.812

33 T. STOLCERMANIS (1'45.444)							
Lap	Seg.1	Seg.2	Seg.3	Seg.4	Lap Time	km/h	Local Time
1		37.630	31.980	19.834		144,6	
2	24.114	35.280	32.118	19.437	1'50.949	220,9	10:56'18.963
3	22.865	34.131	30.111	21.151	1'48.258	232,8	10:58'07.221
4	59.852	1'03.778	30.846	19.067	2'53.543	73,0	11:01'00.764
5	22.818	34.134	1'03.715	27.775	2'28.442	231,8	11:03'29.206
6	23.241	33.981	30.108	19.453	1'46.783	227,8	11:05'15.989
7	22.649	33.969	29.905	18.921	1'45.444	236,3	11:07'01.433

23 R. FRANCO (1'45.451)							
Lap	Seg.1	Seg.2	Seg.3	Seg.4	Lap Time	km/h	Local Time
1		37.343	33.179	20.083		166,9	
2	24.086	35.327	34.999	19.235	1'53.647	217,3	10:56'06.061
3	22.749	34.026	30.070	18.847	1'45.692	230,8	10:57'51.753
4	34.734	1'12.980	46.654	19.205	2'53.573	229,8	11:00'45.326
5	23.004	33.919	46.543	41.159	2'24.625	228,8	11:03'09.951
6	30.802	34.288	30.410	18.945	1'54.445	186,5	11:05'04.396
7	22.714	33.859	29.962	18.916	1'45.451	231,8	11:06'49.847
8	22.579	33.994	30.173			231,3	

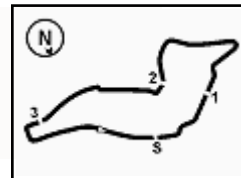
34 F. MACEDO (1'46.973)							
Lap	Seg.1	Seg.2	Seg.3	Seg.4	Lap Time	km/h	Local Time
1		37.208	32.632	19.874		165,1	
2	24.095	35.011	34.954	21.248	1'55.308	213,4	10:56'31.721
3	23.721	34.929	31.238	40.924	2'10.812	226,9	10:58'42.533
4	1'00.210	46.615	31.585	19.158	2'37.568	71,9	11:01'20.101
5	23.107	42.015	1'01.523	20.216	2'26.861	231,8	11:03'46.962
6	22.882	34.571	30.389	19.131	1'46.973	231,8	11:05'33.935
7	22.929	34.994	30.339	19.053	1'47.315	229,8	11:07'21.250

24 S. ZHANG (1'46.435)							
Lap	Seg.1	Seg.2	Seg.3	Seg.4	Lap Time	km/h	Local Time
1		36.092	31.501	19.422		164,9	

36 G. JONSSON (1'45.485)							
Lap	Seg.1	Seg.2	Seg.3	Seg.4	Lap Time	km/h	Local Time
1		39.907	32.169	19.511		137,8	
2	23.844	34.450	30.111	19.032	1'47.437	216,9	10:57'12.906
3	22.908	41.636	1'04.414	39.548	2'48.506	227,8	11:00'01.412

01/06/2024 P = Pits In/Out - C = Lap Time Cancelled





Imola Circuit 4.909 m

3 / 4

ACI Racing Weekend Imola, 1-2 Giugno 2024

Italian F4 Championship - Chronological Analysis Qualifying 1

4	27.349	36.166	32.009	19.031	1'54.555	196,4	11:01'55.967
5	42.959	54.859	30.778	19.919	2'28.515	124,1	11:04'24.482
6	22.943	33.823	30.146	19.022	1'45.934	227,8	11:06'10.416
7	22.784	33.955	29.828	18.918	1'45.485	228,8	11:07'55.901

45 J. BEETON (1'45.458)

Lap	Seg.1	Seg.2	Seg.3	Seg.4	Lap Time	km/h	Local Time
1		36.715	31.798	19.461		168,5	
2	23.287	34.868	30.498	19.038	1'47.691	227,4	10:55'49.156
3	22.692	34.003	29.984	18.927	1'45.606	232,3	10:57'34.762
4	22.653	1'03.899	1'07.417	19.110	2'53.079	231,8	11:00'27.841
5	22.773	33.847	29.928	35.603	2'02.151	231,3	11:02'29.992
6	54.118	34.740	30.288	19.086	2'18.232	73,7	11:04'48.224
7	22.562	33.862	29.908	19.271	1'45.603	232,8	11:06'33.827
8	22.648	33.864	30.008	18.938	1'45.458	232,3	11:08'19.285

49 A. PETROVIC (1'46.081)

Lap	Seg.1	Seg.2	Seg.3	Seg.4	Lap Time	km/h	Local Time
1							
2	43.054	36.402	31.883	20.600	2'11.939P	162,7	10:54'39.655
3	23.835	35.041	38.928	21.088	1'58.892	221,3	10:56'38.547
4	22.866	34.296	36.967	44.753	2'18.882	226,9	10:58'57.429
5	1'00.138	41.492	30.488	19.084	2'31.202	73,8	11:01'28.631
6	22.749	1'01.928	43.135	19.046	2'26.858	228,8	11:03'55.489
7	22.766	34.121	30.173	19.021	1'46.081	224,5	11:05'41.570
8	22.685	34.265	30.214	19.025	1'46.189	228,3	11:07'27.759

50 D. GOWDA (1'45.349)

Lap	Seg.1	Seg.2	Seg.3	Seg.4	Lap Time	km/h	Local Time
1		37.987	32.314	19.875		158,4	
2	23.810	35.793	32.853	20.327	1'52.783	220,9	10:56'22.022
3	22.852	34.276	30.160	29.584	1'56.872	231,3	10:58'18.894
4	59.022	1'00.036	30.346	19.001	2'48.405	68,1	11:01'07.299
5	22.876	36.415	1'04.764	23.161	2'27.216	228,8	11:03'34.515
6	22.773	34.081	29.899	18.956	1'45.709	231,3	11:05'20.224
7	22.628	33.882	29.849	18.990	1'45.349	231,3	11:07'05.573

51 K. NAKAMURA-BERTA (1'45.488)

Lap	Seg.1	Seg.2	Seg.3	Seg.4	Lap Time	km/h	Local Time
1		37.840	32.432	19.818		157,7	
2	23.752	36.662	32.934	20.900	1'54.248	227,4	10:56'24.269
3	22.984	34.390	30.189	33.561	2'01.124	232,8	10:58'25.393
4	59.356	55.349	30.294	18.930	2'43.929	71,1	11:01'09.322
5	22.783	37.932	1'08.676	19.337	2'28.728	230,3	11:03'38.050
6	22.841	33.848	30.047	18.890	1'45.626	229,3	11:05'23.676
7	22.601	33.874	30.103	18.910	1'45.488	234,8	11:07'09.164

52 O. SAVINKOV (1'47.637)

Lap	Seg.1	Seg.2	Seg.3	Seg.4	Lap Time	km/h	Local Time
1		37.775	32.519	19.802		156,3	
2	24.413	36.590	33.050	20.979	1'55.032	222,7	10:56'24.704
3	22.863	34.745	30.695	35.587	2'03.890	239,5	10:58'28.594
4	58.591	55.586	30.564	19.144	2'43.885	74,9	11:01'12.479
5	23.565	46.412	1'02.316	19.398	2'31.691	230,8	11:03'44.170
6	22.988	34.549	30.341	19.759	1'47.637	232,3	11:05'31.807
7	23.123	35.500	30.485			229,8	

54 G. HOLGUIN (1'54.507)

Lap	Seg.1	Seg.2	Seg.3	Seg.4	Lap Time	km/h	Local Time
1		37.470	32.952	20.061		164,4	
2	23.827	35.961	33.374	21.345	1'54.507	226,4	10:56'10.416
3	24.081					211,4	

55 A. RODELLA (1'46.062)

Lap	Seg.1	Seg.2	Seg.3	Seg.4	Lap Time	km/h	Local Time
1		40.103	32.562	19.732		141,2	
2	23.786	34.969	30.849	18.912	1'48.516	225,9	10:57'15.361
3	22.859	41.707	1'05.773	39.320	2'49.659	229,8	11:00'05.020
4	25.808	35.846	32.154	19.069	1'52.877	203,4	11:01'57.897
5	44.618	52.843	30.641	20.461	2'28.563	131,4	11:04'26.460
6	22.838	34.272	29.986	18.966	1'46.062	229,8	11:06'12.522
7	22.668	34.080	29.867	19.578	1'46.193	230,8	11:07'58.715

62 E. ROBINSON (1'46.270)

Lap	Seg.1	Seg.2	Seg.3	Seg.4	Lap Time	km/h	Local Time
1		37.723	31.998	19.737		156,1	
2	24.063	35.687	31.794	19.728	1'51.272	220,9	10:56'19.526
3	22.921	34.308	30.224	20.587	1'48.040	233,8	10:58'07.566
4	1'00.235	1'03.392	30.863	19.412	2'53.902	72,3	11:01'01.468
5	22.990	34.490	1'02.956	27.551	2'27.987	233,3	11:03'29.455
6	23.302	34.417	30.210	19.156	1'47.085	230,3	11:05'16.540
7	22.831	34.231	30.189	19.019	1'46.270	235,3	11:07'02.810

70 K. MRAD (1'46.021)

Lap	Seg.1	Seg.2	Seg.3	Seg.4	Lap Time	km/h	Local Time
1							
2	40.701	36.372	31.925	19.697	2'08.695P	160,7	10:54'41.616
3	23.802	34.913	39.059	21.745	1'59.519	225,5	10:56'41.135
4	22.893	34.403	38.034	44.601	2'19.931	229,3	10:59'01.066
5	1'00.212	38.237	30.668	19.482	2'28.599	71,0	11:01'29.665
6	22.840	1'02.184	43.150	19.160	2'27.334	226,9	11:03'56.999
7	22.922	34.303	30.087	19.082	1'46.394	226,9	11:05'43.393
8	22.798	34.185	30.016	19.022	1'46.021	227,8	11:07'29.414

71 M. REHM (1'45.726)

Lap	Seg.1	Seg.2	Seg.3	Seg.4	Lap Time	km/h	Local Time
1		36.136	31.662	19.501		165,6	
2	23.197	35.150	31.669	21.622	1'51.638	230,3	10:55'55.901
3	22.918	34.063	30.027	19.000	1'46.008	231,8	10:57'41.909
4	23.327	1'18.163	53.386	19.218	2'54.094	231,3	11:00'36.003
5	22.832	33.969	31.816	43.738	2'12.355	230,3	11:02'48.358
6	45.242	34.307	30.097	18.999	2'08.645	72,9	11:04'57.003
7	22.735	34.136	29.959	19.012	1'45.842	231,8	11:06'42.845
8	22.693	34.020	30.036	18.977	1'45.726	233,3	11:08'28.571

73 E. OLIVIERI (1'45.809)

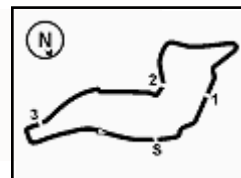
Lap	Seg.1	Seg.2	Seg.3	Seg.4	Lap Time	km/h	Local Time
1		37.297	32.050	19.833		152,8	
2	23.472	35.250	30.892	20.251	1'49.865	229,3	10:56'09.451
3	23.336	34.391	30.746	18.968	1'47.441	226,4	10:57'56.892
4	41.463	1'09.540	40.809	20.412	2'52.224	133,7	11:00'49.116
5	22.980	34.018	50.422	39.494	2'26.914	232,3	11:03'16.030
6	27.181	35.095	30.917	18.970	1'52.163	201,5	11:05'08.193
7	22.744	34.077	30.031	18.957	1'45.809	233,3	11:06'54.002
8	22.685	34.529	30.162	19.118	1'46.494	236,3	11:08'40.496

77 E. YEH (1'46.551)

Lap	Seg.1	Seg.2	Seg.3	Seg.4	Lap Time	km/h	Local Time
1		37.009	32.774	20.144		150,6	
2	24.099	35.300	33.383	23.242	1'56.024	217,3	10:56'29.752
3	22.885	34.227	30.383	36.632	2'04.127	234,8	10:58'33.879
4	59.793	50.138	30.593	19.076	2'39.600	72,7	11:01'13.479
5	22.861	44.862	1'03.090	19.387	2'30.200	231,3	11:03'43.679
6	22.922	34.249	30.347	19.033	1'46.551	230,8	11:05'30.230

01/06/2024 P = Pits In/Out - C = Lap Time Cancelled




 7 **22.826** 34.686 35.483 230,3

80 A. POWELL (1'45.490)

Lap	Seg.1	Seg.2	Seg.3	Seg.4	Lap Time	km/h	Local Time
1		37.544	32.571	20.505		155,6	
2	23.975	35.678	33.346	23.106	1'56.105	220,9	10:56'29.180
3	22.855	34.372	30.325	36.080	2'03.632	226,9	10:58'32.812
4	59.914	50.628	30.428	19.077	2'40.047	72,8	11:01'12.859
5	23.151	43.955	1'03.780	19.241	2'30.127	234,3	11:03'42.986
6	22.917	33.975	30.179	18.961	1'46.032	225,9	11:05'29.018
7	22.694	33.917	29.996	18.883	1'45.490	226,9	11:07'14.508

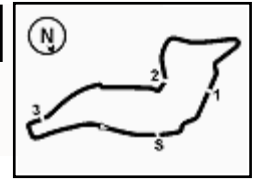
88 L. HODENIUS (1'45.820)

Lap	Seg.1	Seg.2	Seg.3	Seg.4	Lap Time	km/h	Local Time
1		40.099	32.974	19.788		159,8	
2	23.708	34.916	31.201	19.344	1'49.169	224,5	10:57'17.158
3	22.877	47.595	1'05.811	38.030	2'54.313	230,3	11:00'11.471
4	24.348	34.222	31.574	19.155	1'49.299	213,4	11:02'00.770
5	50.292	48.163	30.736	19.149	2'28.340	67,5	11:04'29.110
6	23.095	34.207	30.337	18.938	1'46.577	229,8	11:06'15.687
7	22.722	33.918	30.211	18.969	1'45.820	230,8	11:08'01.507





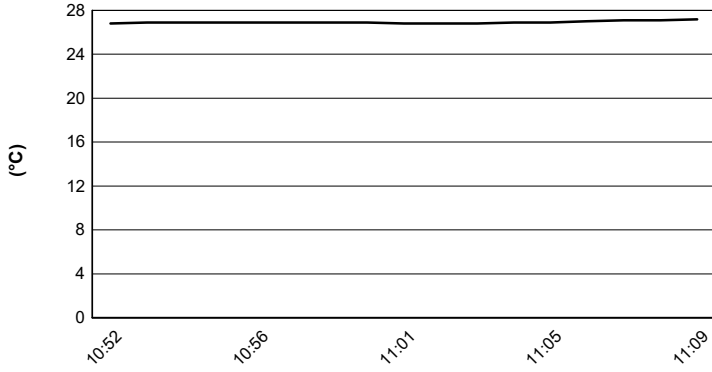
3.5



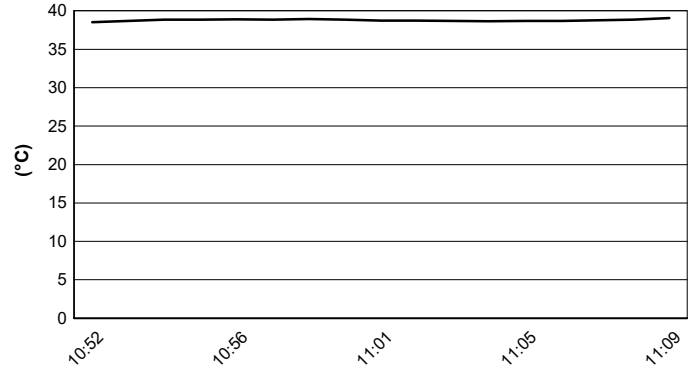
Imola Circuit 4.909 m

ACI Racing Weekend Imola, 1-2 Giugno 2024 Italian F4 Championship - Weather Report Qualifying 1 Session started 10:52 - Session ended 11:09


Air Temperature



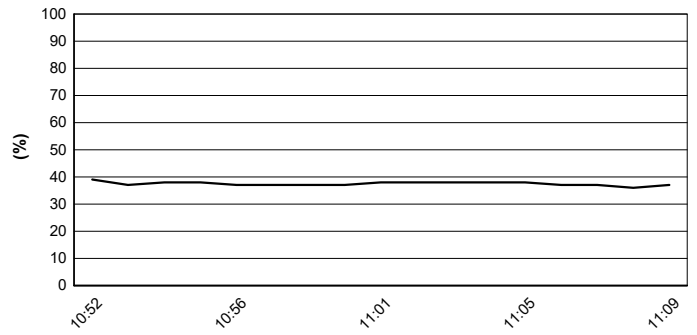
Track Temperature



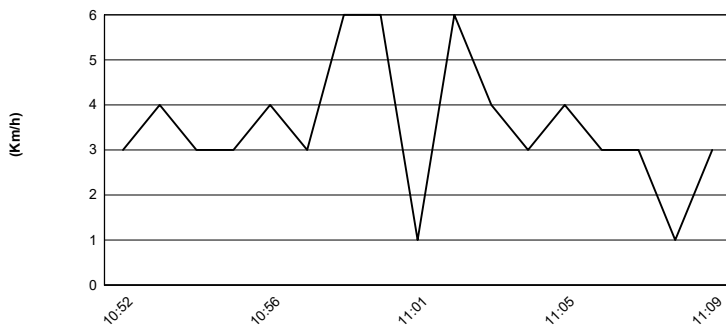
Air Pressure



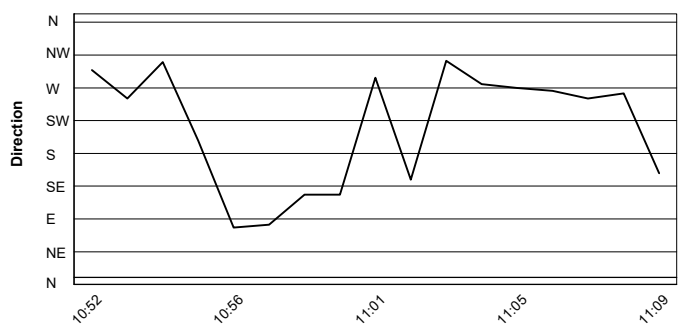
Humidity



Wind Speed



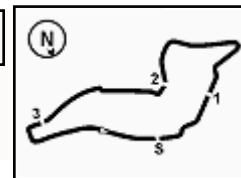
Wind Direction



01/06/2024

Powered by FICr PERUGIA TIMING





ACI Racing Weekend Imola, 1-2 Giugno 2024

Italian F4 Championship - Results - Second Fastest Lap Qualifying 1

Imola Circuit 4.909 m

No.	Driver	Nat	Entrant	Team	Car	Class	Time	Gap	Rel.	Laps
1	6 YAMAKOSHI Hiyu	JPN	Van Amersfoort Racing	Van Amersfoort Racing	Tatuus F4-T421		1'45.354			6
2	31 BOHRA Akshay	USA	US Racing	US Racing	Tatuus F4-T421		1'45.573	0.219	0.219	7
3	45 BEETON Jack	AUS	US Racing	US Racing	Tatuus F4-T421		1'45.603	0.249	0.030	7
4	51 NAKAMURA-BERTA Kean	JPN	Prema Racing	Prema Racing	Tatuus F4-T421	R	1'45.626	0.272	0.023	6
5	23 FRANCOT Reno	NLD	Jenzer Motorsport	Jenzer Motorsport	Tatuus F4-T421		1'45.692	0.338	0.066	6
6	50 GOWDA Dion	IND	Prema Racing	Prema Racing	Tatuus F4-T421		1'45.709	0.355	0.017	6
7	14 AL DHAHERI Rashid	UAE	Prema Racing	Prema Racing	Tatuus F4-T421		1'45.810	0.456	0.101	7
8	71 REHM Maxim	DEU	US Racing	US Racing	Tatuus F4-T421	R	1'45.842	0.488	0.032	7
9	36 JONSSON Gustav	SWE	Van Amersfoort Racing	Van Amersfoort Racing	Tatuus F4-T421		1'45.934	0.580	0.092	6
10	80 POWELL Alex	USA	Prema Racing	Prema Racing	Tatuus F4-T421	R	1'46.032	0.678	0.098	6
11	10 FERREIRA Matheus	BRA	US Racing	US Racing	Tatuus F4-T421		1'46.107	0.753	0.075	7
12	21 ISCHER Ethan	CHE	Jenzer Motorsport	Jenzer Motorsport	Tatuus F4-T421		1'46.117	0.763	0.010	7
13	49 PETROVIC Andrej	SRB	PHM AIX Racing	PHM AIX Racing	Tatuus F4-T421	R	1'46.189	0.835	0.072	7
14	55 RODELLA Alvisè	ITA	Van Amersfoort Racing	Van Amersfoort Racing	Tatuus F4-T421		1'46.193	0.839	0.004	6
15	27 SLATER Freddie	GBR	Prema Racing	Prema Racing	Tatuus F4-T421		1'46.195	0.841	0.002	6
16	12 PRADEL Gianmarco	AUS	US Racing	US Racing	Tatuus F4-T421		1'46.284	0.930	0.089	6
17	70 MRAD Kamal	AUS	PHM AIX Racing	PHM AIX Racing	Tatuus F4-T421	R	1'46.394	1.040	0.110	7
18	19 ANURAG Kabir	SGP	US Racing	US Racing	Tatuus F4-T421	R	1'46.401	1.047	0.007	6
19	24 ZHANG Shimo	CHN	Jenzer Motorsport	Jenzer Motorsport	Tatuus F4-T421	R	1'46.480	1.126	0.079	5
20	73 OLIVIERI Emanuele	ITA	AKM Motorsport	AKM Motorsport	Tatuus F4-T421	R	1'46.494	1.140	0.014	7
21	22 FREY Enea	CHE	Jenzer Motorsport	Jenzer Motorsport	Tatuus F4-T421	R	1'46.526	1.172	0.032	7
22	88 HODENIUS Lin	NLD	Van Amersfoort Racing	Van Amersfoort Racing	Tatuus F4-T421		1'46.577	1.223	0.051	6
23	16 LARINI Davide	ITA	PHM AIX Racing	PHM AIX Racing	Tatuus F4-T421		1'46.606	1.252	0.029	7
24	3 POPOV Maksimilian	GRD	PHM AIX Racing	PHM AIX Racing	Tatuus F4-T421	R	1'46.646	1.292	0.040	7
25	20 RYBA Matus	SVK	Jenzer Motorsport	Jenzer Motorsport	Tatuus F4-T421	R	1'46.764	1.410	0.118	7
26	33 STOLCERMANIS Tomass	LVA	Prema Racing	Prema Racing	Tatuus F4-T421	R	1'46.783	1.429	0.019	6
27	11 VIISOREANU Luca	ROU	Real Racing	Real Racing	Tatuus F4-T421	R	1'46.911	1.557	0.128	6
28	8 KOSTIC Andrija	SRB	Van Amersfoort Racing	Van Amersfoort Racing	Tatuus F4-T421	R	1'46.987	1.633	0.076	6
29	62 ROBINSON Edward	ESP	AS Motorsport	AS Motorsport	Tatuus F4-T421	R	1'47.085	1.731	0.098	6
30	9 STACK Everett	USA	PHM AIX Racing	PHM AIX Racing	Tatuus F4-T421		1'47.159	1.805	0.074	7
31	34 MACEDO Francisco	PRT	Cram Motorsport	Cram Motorsport	Tatuus F4-T421	R	1'47.315	1.961	0.156	6
32	18 KOLLER Jan	CZE	BVM Racing	BVM Racing	Tatuus F4-T421	R	1'47.585	2.231	0.270	6
33	29 BERREBY Nathanael	CHE	Maffi Racing	Maffi Racing	Tatuus F4-T421	R	1'50.192	4.838	2.607	6
34	52 SAVINKOV Oleksandr	UKR	AKM Motorsport	AKM Motorsport	Tatuus F4-T421	R	1'55.032	9.678	4.840	5
35	5 DOBRZANSKI Wiktor	POL	AKM Motorsport	AKM Motorsport	Tatuus F4-T421		1'55.924	10.570	0.892	6
36	77 YEH Enzo	CHN	R-ACE GP	R-ACE GP	Tatuus F4-T421	R	1'56.024	10.670	0.100	5
37	7 SAMMALISTO Luka	FIN	R-ACE GP	R-ACE GP	Tatuus F4-T421	R	1'56.497	11.143	0.473	6
38	54 HOLGUIN Gabriel	VEN	Maffi Racing	Maffi Racing	Tatuus F4-T421	R				1

Humidity:	37%	AIR	26°C
Condition:	DRY	Track	38°C

Clerk of the Course : Massimiliano Ghinassi

Race Director : Alessandro Ferrari

	Start	End
01/06/2024	10:52	11:09

